

Bee County, Texas

SCHEDULE OF INVESTMENT ACTIVITY

For The Quarter Ending December 31, 2024

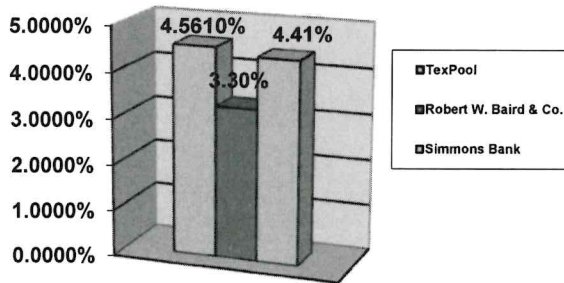
Prepared By:
County Auditor's Office

A handwritten signature in blue ink, appearing to be 'J. A.', is located to the right of the text 'Prepared By: County Auditor's Office'.

Bee County, Texas
Schedule of Investment Activity Combined
For the Quarter Ended December 31, 2024

Investments	Balance 9/30/2024	Deposits	Withdrawals	Interest	Balance 12/31/2024
TexPool Investments	14,154.85	0.00	0.00	169.55	14,324.40
Robert W. Baird & Co.	8,319,380.99	0.00	799,107.84	72,225.08	7,592,498.23
TOTALS	8,333,535.84	0.00	799,107.84	72,394.63	7,606,822.63

**Interest Rates For the Quarter Ended
December 31, 2024**



**Earned on Investments For the
Quarter Ended December 31, 2024**



**Total of Bee County Investments as of
December 31, 2024**



April A. Cantu

April A. Cantu, Bee County Auditor

Bee County, Texas
Schedule of Investment Activity Combined
For the Quarter Ended December 31, 2024

MONTHLY BALANCES	<u>December 31, 2024</u>
TexPool Investments	14,324.40
Robert W. Baird & Co.	7,592,498.23
Total Monthly Balance	<u><u>7,606,822.63</u></u>

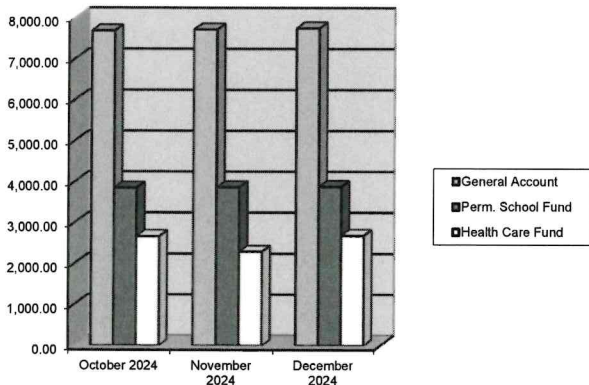
INTEREST EARNED	<u>December 31, 2024</u>
TexPool Investments	169.55
Robert W. Baird & Co.	72,225.08
Robert W. Baird & Co. Prof. Services	4,107.84
Robert W. Baird & Co. Cost Rpt. & Other Exp.	0.00
Total Monthly Balance	<u><u>76,502.47</u></u>

INTEREST RATES	<u>December 31, 2024</u>
TexPool Investments	4.5610%
Robert W. Baird & Co.	3.30%
Simmons Bank	4.41%

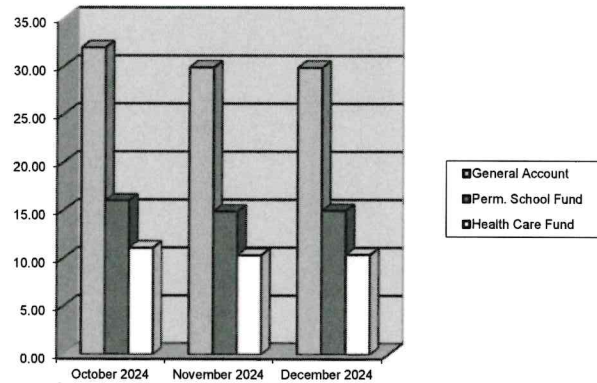
Bee County, Texas
Schedule of Investment Activity Texpool
For the Quarter Ended December 31, 2024

Texpool Investments	Balance 9/30/2024	Deposits	Withdrawals	Interest	Balance 12/31/2024
1. 012 General Account	7,658.56	0.00	0.00	91.79	7,750.35
2. 080 Perm. School Fund	3,838.97	0.00	0.00	45.91	3,884.88
3. 023 & 083 Health Care I & II	2,657.32	0.00	0.00	31.85	2,689.17
TOTALS	14,154.85	0.00	0.00	169.55	14,324.40

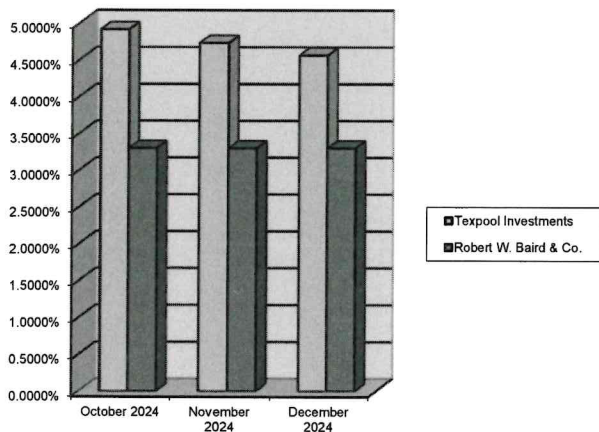
Monthly Investment Balances for the Quarter Ended December 31, 2024



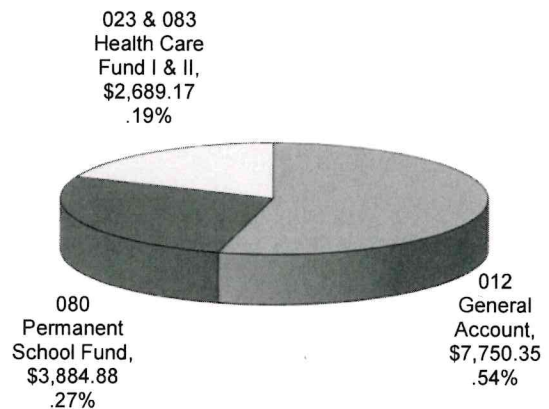
Interest Earned on Investments for the Quarter Ended December 31, 2024



Monthly Interest Rates for the Quarter Ended December 31, 2024



Texpool Investments for the Quarter Ended December 31, 2024



April A. Cantu

April A. Cantu, Bee County Auditor

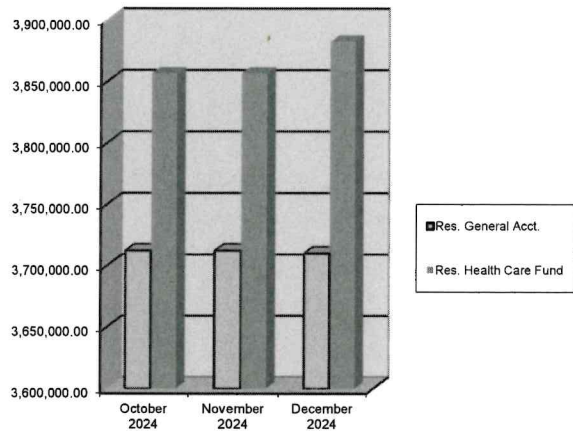
Bee County, Texas
Schedule of Investment Activity Texpool
For the Quarter Ended December 31, 2024

MONTHLY BALANCES	October 2024	November 2024	December 2024
012 General Account	7,690.53	7,720.45	7,750.35
080 Permanent School Fund	3,854.99	3,869.89	3,884.88
023 & 083 Health Care Fund I & II	2,668.43	2,296.87	2,689.17
Total Monthly Balance	14,213.95	13,887.21	14,324.40
INTEREST EARNED	October 2024	November 2024	December 2024
012 General Account	31.97	29.92	29.90
080 Permanent School Fund	16.02	14.90	14.99
023 & 083 Health Care Fund I & II	11.11	10.34	10.40
Total Monthly Balance	59.10	55.16	55.29
INTEREST RATES	October 2024	November 2024	December 2024
TexPool Investments	4.9130%	4.7302%	4.5610%
Robert W. Baird & Co.	3.30%	3.30%	3.30%
GENERAL ACCT INVESTMENTS	October 2024	November 2024	December 2024
General Fund 012	3,977.60	3,993.07	4,008.53
Road & Bridge Fund 020	3,712.93	3,727.38	3,741.82
TOTAL GENERAL ACCOUNT INV.	7,690.53	7,720.45	7,750.35

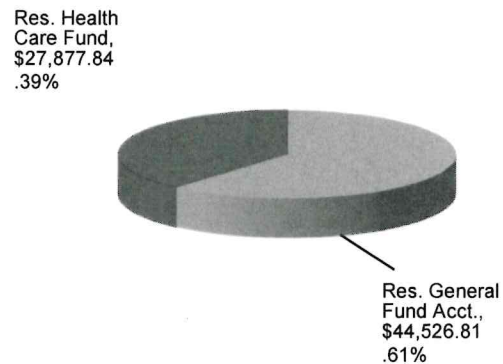
Bee County, Texas
Schedule of Investment Activity Robert W. Baird & Co.
For the Quarter Ended December 31, 2024

Robert W. Baird & Co. Investments	Balance 9/30/2024	Deposits	Withdrawals	Interest	Balance 12/31/2024
012 Reserve General Account	4,462,832.48	0.00	797,179.57	44,526.81	3,710,179.72
023 Reserve Health Care Fund	3,856,548.51	0.00	1,928.27	27,877.84	3,882,498.08
TOTALS	8,319,380.99	0.00	799,107.84	72,404.65	7,592,677.80


**Monthly Investment Balances For the
Quarter Ended December 31, 2024**



**Earned on Investments For the Quarter
Ended December 31, 2024**



**Robert W. Baird & Co. Total Investment as of
December 31, 2024**



April A. Cantu
 April A. Cantu, Bee County Auditor

Bee County, Texas
Schedule of Investment Activity Robert W. Baird & Co.
For the Quarter Ended December 31, 2024

MONTHLY BALANCES	October 2024	November 2024	December 2024
012 Reserve General Account	3,712,359.29	3,712,359.29	3,710,179.72
023 Reserve Health Care Fund	3,856,548.51	3,856,548.51	3,882,498.08
Total Monthly Balance	7,568,907.80	7,568,907.80	7,592,677.80

INTEREST EARNED	October 2024	November 2024	December 2024
012 Reserve General Account	0.00	0.00	44,347.24
023 & 083 Reserve Health Care Fund	0.00	0.00	27,877.84
General & HealthCare Fund Prof Services Fee	0.00	0.00	4,107.84
Other Fees & Costs	0.00	0.00	
Total Monthly Balance	0.00	0.00	76,332.92

INTEREST RATES	October 2024	November 2024	December 2024
Robert W. Baird & Co.	3.30%	3.30%	3.30%

GENERAL ACCT INVESTMENTS	October 2024	November 2024	December 2024
General Fund 012	3,712,359.29	3,712,359.29	3,710,179.72
TOTAL GENERAL ACCOUNT INV.	3,712,359.29	3,712,359.29	3,710,179.72

Bee County Reserve Accounts - All Funds
Quarterly Management Report - Summary Statement of Investment Activity
As of , December 31, 2024

	<u>Book Value</u>	<u>Market Value</u>
Value at Beginning of Reporting Period		
Date: 09/30/24	8,319,380.99	8,261,666.37
Contributions of Funds to Account		
Date:	0.00	0.00
Date:	0.00	0.00
Date:	0.00	0.00
Distributions of Funds from Account		
Date:	(795,000.00)	(795,000.00)
Date:	0.00	0.00
Date:	0.00	0.00
Value at Beginning as Adjusted	<u>7,524,380.99</u>	<u>7,466,666.37</u>
Interest and Dividends Received this Quarter	33,010.09	33,010.09
Accrued Interest Purchased	(0.00)	(0.00)
Accrued Interest at End of Period	37,591.06	37,591.06
Less: Accrued Interest at Beginning of Period	(30,062.20)	(30,062.20)
Bond Premiums Amortized/Discounts Accrued	31,865.54	31,865.54
Recognized Gain on Sale(s) or Early Call(s)	0.00	0.00
Recognized Loss on Sale(s)	0.00	0.00
Other Fees or Costs	0.16	0.16
Advisory Fees Paid	(4,107.84)	(4,107.84)
Reverse Unrecognized (Gain) or Loss (Period Beginning)	N/A	57,714.60
Unrecognized Gain or (Loss) (Period Ending)	<u>N/A</u>	<u>(48,392.25)</u>
Value at End of Reporting Period		
Date: 12/31/24	7,592,677.79	7,544,285.52
Change in Value (Period Ending Less Period Beginning)	68,296.80	77,619.15
Days Elapsed during Reporting Period	92	92
Average Daily Change In Value	742.36	843.69
Daily change Multiplied by 365 Days	270,960.15	307,945.55
Weighted Average Daily Balance	8,215,685.34	8,157,970.72
Quarter Ended Annualized Total Return	3.30%	3.77%

Certification: The following persons state affirmatively the following:

- 1) They have jointly prepared and reviewed this Quarterly Management Report; and
- 2) The investment portfolio and this report complies with State of Texas Government Code Title 10, Section 2256, et. seq. and Bee County Investment Policy.


 April Cantu, Bee County Investment Officer


 Joe Carter, Investment Advisor

Bee County General Reserve Fund
Quarterly Management Report - Summary Statement of Investment Activity
As of , December 31, 2024

	<u>Book Value</u>	<u>Market Value</u>
Value at Beginning of Reporting Period		
Date: 09/30/24	\$4,462,832.48	\$4,450,278.66
Contributions of Funds to Account		
Date: 0.00	0.00	0.00
Date: 0.00	0.00	0.00
Date: 0.00	0.00	0.00
Distributions of Funds from Account		
Date: 12/19/24	(795,000.00)	(795,000.00)
Date: 0.00	0.00	0.00
Date: 0.00	0.00	0.00
Value at Beginning as Adjusted	3,667,832.48	3,655,278.66
Interest and Dividends Received this Quarter	19,095.16	19,095.16
Accrued Interest Purchased	0.00	0.00
Accrued Interest at End of Period	14,117.42	14,117.42
Less: Accrued Interest at Beginning of Period	(10,782.67)	(10,782.67)
Bond Premiums Amortized/Discounts Acreated	22,096.89	22,096.89
Recognized Gain on Sale(s) or Early Call(s)	0.00	0.00
Recognized Loss on Sale(s)	0.00	0.00
Other Fees or Costs	0.00	0.00
Advisory Fees Paid	(2,179.57)	(2,179.57)
Reverse Unrecognized (Gain) or Loss (Period Beginning)	N/A	12,553.80
Unrecognized Gain or (Loss) (Period Ending)	N/A	(10,101.08)
Value at End of Reporting Period		
Date: 12/31/24	3,710,179.72	3,700,078.62
Change in Value (Period Ending Less Period Beginning)	42,347.24	44,799.96
Days Elapsed during Reporting Period	92	92
Average Daily Change In Value	460.30	486.96
Daily change Multiplied by 365 Days	168,008.07	177,738.97
Weighted Average Daily Balance	4,359,136.83	4,346,583.01
Quarter Ended Annualized Total Return	3.85%	4.09%

Certification: The following persons state affirmatively the following:

- 1) They have jointly prepared and reviewed this Quarterly Management Report; and
- 2) The investment portfolio and this report complies with State of Texas Government Code Title 10, Section 2256, et. seq. and Bee County Investment Policy.


 April Cantu, Bee County Investment Officer


 Joe Carter, Investment Advisor

2,179.57 +
 42,347.24 +
 44,526.81 *

Bee County Health Care Reserve Fund
Quarterly Management Report - Summary Statement of Investment Activity
As of , December 31, 2024

	<u>Book Value</u>	<u>Market Value</u>
Value at Beginning of Reporting Period		
Date: 09/30/24	\$3,856,548.51	\$3,811,387.71
Contributions of Funds to Account		
Date:	0.00	0.00
Date:	0.00	0.00
Date:	0.00	0.00
Distributions of Funds from Account		
Date:	0.00	0.00
Date:	0.00	0.00
Date:	0.00	0.00
Value at Beginning as Adjusted	3,856,548.51	3,811,387.71
Interest and Dividends Received this Quarter	13,914.93	13,914.93
Accrued Interest Purchased	(0.00)	(0.00)
Accrued Interest at End of Period	23,473.64	23,473.64
Less: Accrued Interest at Beginning of Period	(19,279.53)	(19,279.53)
Bond Premiums Amortized/Discounts Acreated	9,768.65	9,768.65
Recognized Gain on Sale(s) or Early Call(s)	0.00	0.00
Recognized Loss on Sale(s)	0.00	0.00
Other Fees or Costs	0.16	0.16
Advisory Fees Paid	(1,928.27)	(1,928.27)
Reverse Unrecognized (Gain) or Loss (Period Beginning)	N/A	45,160.80
Unrecognized Gain or (Loss) (Period Ending)	N/A	(38,291.17)
Value at End of Reporting Period		
Date: 12/31/24	3,882,498.08	3,844,206.90
Change in Value (Period Ending Less Period Beginning)	25,949.57	32,819.19
Days Elapsed during Reporting Period	92	92
Average Daily Change In Value	282.06	356.73
Daily change Multiplied by 365 Days	102,952.08	130,206.58
Weighted Average Daily Balance	3,856,548.51	3,811,387.71
Quarter Ended Annualized Total Return	2.67%	3.42%

Certification: The following persons state affirmatively the following:

- 1) They have jointly prepared and reviewed this Quarterly Management Report; and
- 2) The investment portfolio and this report complies with State of Texas Government

Code Title 10, Section 2256, et. seq. and Bee County Investment Policy.


 April Cantu, Bee County Investment Officer


 Joe Carter, Investment Advisor

1,928.27 +
 25,949.57 +
 27,877.84 *